

2.4GHz




**CREST ELECTRONICS™**  
[WWW.CREST-ELECTRONICS.NET](http://WWW.CREST-ELECTRONICS.NET)  
[crestelectronics2@yahoo.com](mailto:crestelectronics2@yahoo.com)

201-565-6069


**CRE 57002SD / 57002SS RECEIVER WITH SOUND**

**INSIDE THE RECEIVER PACKAGE**


CRE 57002SD \*Generic Diesel Sound\*  
CRE 57002SS \*Generic Steam Sound\*  
Non Plug N Play board  
Auxiliary Wire Harness  
Speaker Plug  
Link Switch



- A – PLUG FOR SPEAKER Sound
- B – LINK SWITCH
- C – Auxiliary Wire
- D – Chuff



Non Plug –N- Play Board



Auxiliary Wire



Speaker Plug




Link Switch

**SOUND OPERATION**

On The Transmitter		Auxiliary Functions
Press – 1 for	→	Turn ON / Turn OFF Sound
Press – 2 for	→	Bell
Press – 3 for	→	Horn / whistle
Press – 7 for	→	High Volume
Press – 8 for	→	Medium Volume
Press – 9 for	→	Low Volume

Note: To turn On or Off the sound you have to select the latch function on the transmitter under 'AUX FUNC SETUP'. To turn On the Latch function, go to 'AUX FUNC SETUP' and press the Stop/Enter button, highlight "F1" and press the Left arrow to select the LATCH function.

When the locomotive comes to a full stop, the sound will idle for 30 seconds and then stop working.



**CRE 57070** Reed Switch with magnet sold separately